

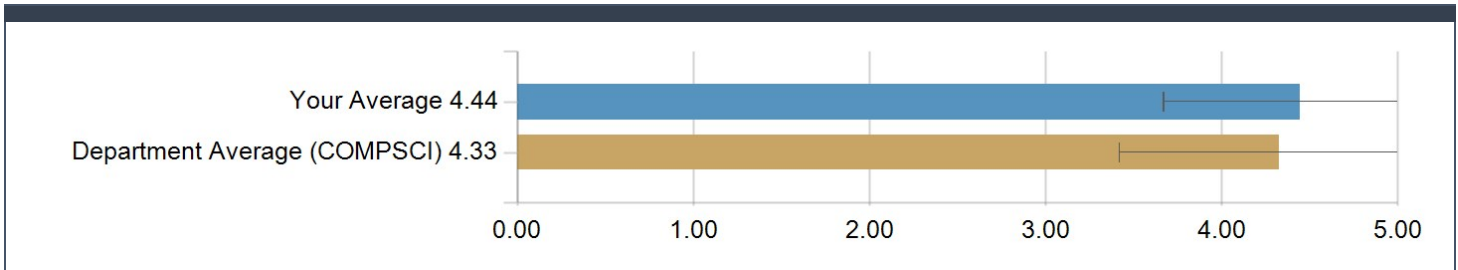
Project Title: **[ENGINEERING] Fall 2020 Evaluations**

Courses Audience: **1105**
Responses Received: **932**
Response Ratio: **84.34%**

Instructor Ratings

Please rate the GSI's overall teaching effectiveness.

StandardDev

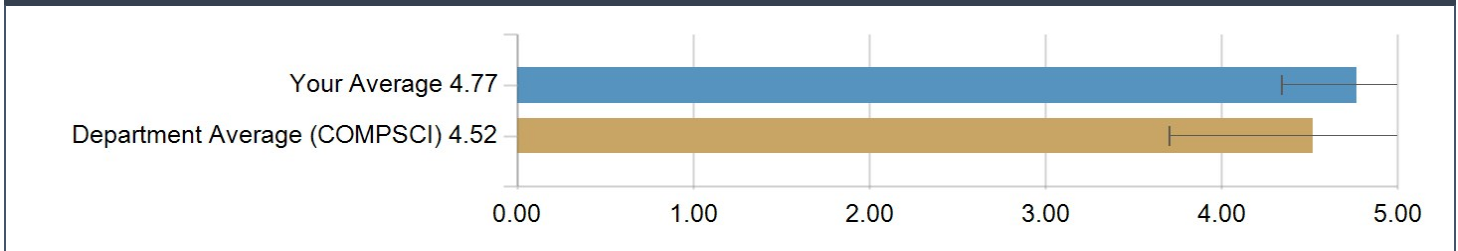


Please rate the GSI's overall teaching effectiveness.

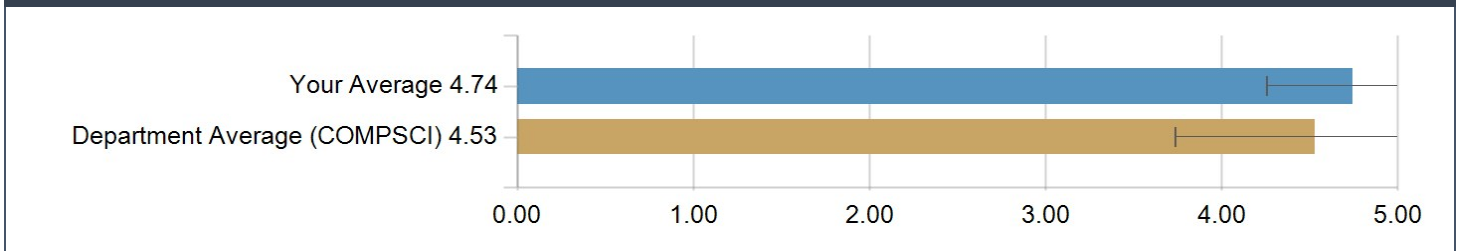
| Options | Count | Percentage |
|--------------------|-------|------------|
| 1-Least Effective | 0 | 0.00% |
| 2 | 0 | 0.00% |
| 3 | 8 | 17.78% |
| 4 | 9 | 20.00% |
| 5-Most Effective | 28 | 62.22% |
| Statistics | Value | |
| Response Count | 45 | |
| Mean | 4.44 | |
| Median | 5.00 | |
| Standard Deviation | 0.78 | |

GSI Ratings

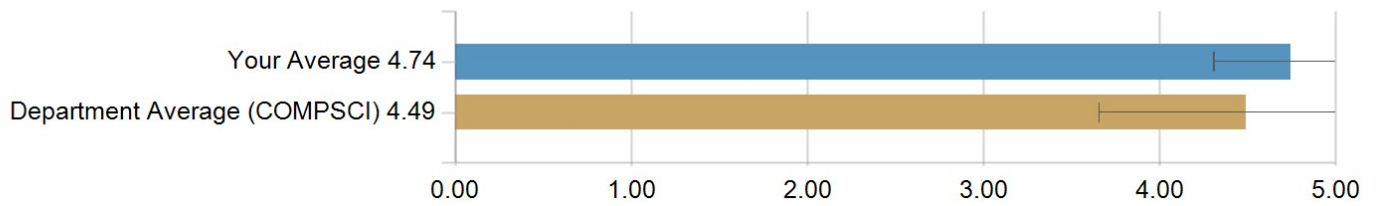
1. Helpful in understanding course material



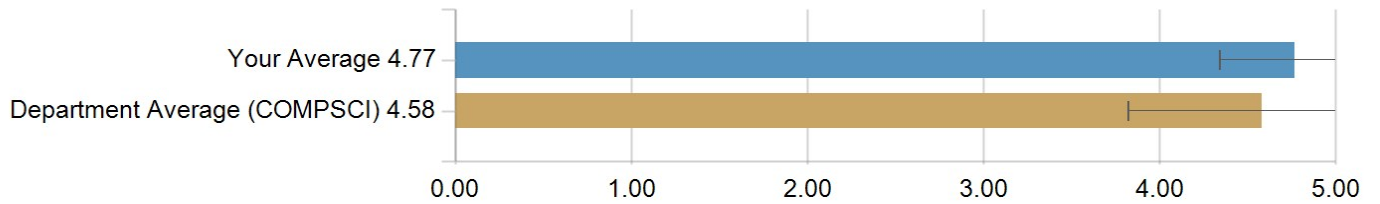
2. Is well prepared



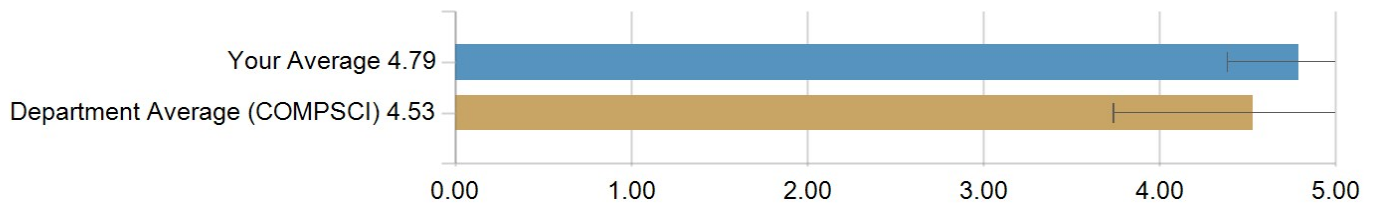
3. Communicates ideas effectively



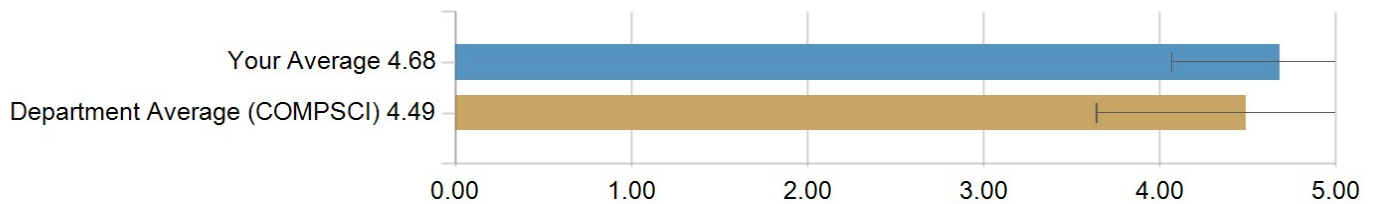
4. Appears to have a good knowledge of the subject matter



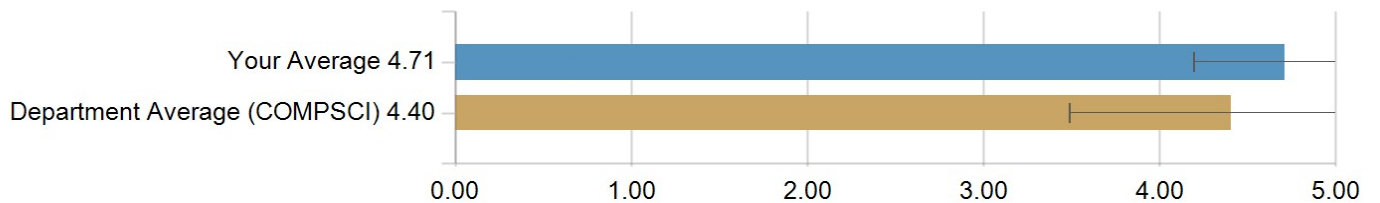
5. Answers questions accurately



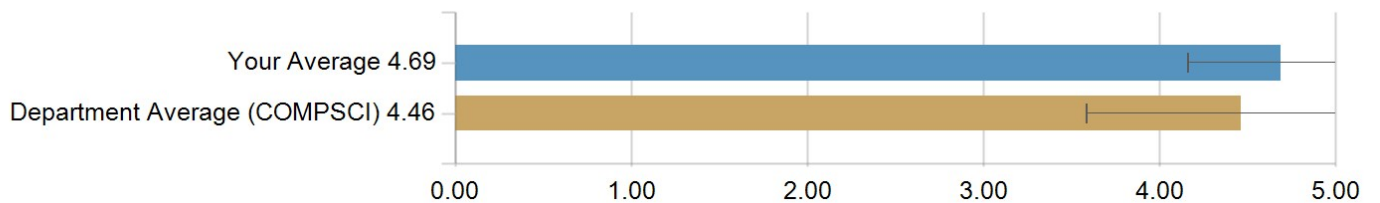
6. Encourages questions and/or classroom discussion



7. Is aware when students are having difficulty



8. Is accessible during office hours



| 1. Helpful in understanding course material | | | 2. Is well prepared | | |
|---|-------|------------|---------------------|-------|------------|
| Options | Count | Percentage | Options | Count | Percentage |
| 1-Strongly Disagree | 0 | 0.00% | 1-Strongly Disagree | 0 | 0.00% |
| Disagree | 0 | 0.00% | Disagree | 0 | 0.00% |
| Neutral | 0 | 0.00% | Neutral | 1 | 2.33% |
| Agree | 10 | 23.26% | Agree | 9 | 20.93% |
| 5-Strongly Agree | 33 | 76.74% | 5-Strongly Agree | 33 | 76.74% |
| Statistics | Value | | Statistics | Value | |
| Response Count | 43 | | Response Count | 43 | |
| Mean | 4.77 | | Mean | 4.74 | |
| Median | 5.00 | | Median | 5.00 | |
| Standard Deviation | 0.43 | | Standard Deviation | 0.49 | |

| 3. Communicates ideas effectively | | | 4. Appears to have a good knowledge of the subject matter | | |
|-----------------------------------|-------|------------|---|-------|------------|
| Options | Count | Percentage | Options | Count | Percentage |
| 1-Strongly Disagree | 0 | 0.00% | 1-Strongly Disagree | 0 | 0.00% |
| Disagree | 0 | 0.00% | Disagree | 0 | 0.00% |
| Neutral | 0 | 0.00% | Neutral | 0 | 0.00% |
| Agree | 11 | 25.58% | Agree | 10 | 23.26% |
| 5-Strongly Agree | 32 | 74.42% | 5-Strongly Agree | 33 | 76.74% |
| Statistics | Value | | Statistics | Value | |
| Response Count | 43 | | Response Count | 43 | |
| Mean | 4.74 | | Mean | 4.77 | |
| Median | 5.00 | | Median | 5.00 | |
| Standard Deviation | 0.44 | | Standard Deviation | 0.43 | |

| 5. Answers questions accurately | | | 6. Encourages questions and/or classroom discussion | | |
|---------------------------------|-------|------------|---|-------|------------|
| Options | Count | Percentage | Options | Count | Percentage |
| 1-Strongly Disagree | 0 | 0.00% | 1-Strongly Disagree | 0 | 0.00% |
| Disagree | 0 | 0.00% | Disagree | 0 | 0.00% |
| Neutral | 0 | 0.00% | Neutral | 3 | 7.89% |
| Agree | 9 | 20.93% | Agree | 6 | 15.79% |
| 5-Strongly Agree | 34 | 79.07% | 5-Strongly Agree | 29 | 76.32% |
| Statistics | Value | | Statistics | Value | |
| Response Count | 43 | | Response Count | 38 | |
| Mean | 4.79 | | Mean | 4.68 | |
| Median | 5.00 | | Median | 5.00 | |
| Standard Deviation | 0.41 | | Standard Deviation | 0.62 | |

| 7. Is aware when students are having difficulty | | | 8. Is accessible during office hours | | |
|---|-------|------------|--------------------------------------|-------|------------|
| Options | Count | Percentage | Options | Count | Percentage |
| 1-Strongly Disagree | 0 | 0.00% | 1-Strongly Disagree | 0 | 0.00% |
| Disagree | 0 | 0.00% | Disagree | 0 | 0.00% |
| Neutral | 1 | 2.63% | Neutral | 1 | 2.86% |
| Agree | 9 | 23.68% | Agree | 9 | 25.71% |
| 5-Strongly Agree | 28 | 73.68% | 5-Strongly Agree | 25 | 71.43% |
| Statistics | Value | | Statistics | Value | |
| Response Count | 38 | | Response Count | 35 | |
| Mean | 4.71 | | Mean | 4.69 | |
| Median | 5.00 | | Median | 5.00 | |
| Standard Deviation | 0.52 | | Standard Deviation | 0.53 | |

Open Ended Questions

Instructor

Please provide comments or suggestions about the GSI

| Comments |
|---|
| Isaac was a great GSI! |
| N/A, didn't have her |
| Great person |
| I have not interacted with this GSI |
| Isaac's discussion walkthroughs are very helpful and he posts frequently on piazza, where he has answered many of my questions in the past with great detail. He always seems upbeat and passionate about the course material, and you can tell he takes care in how he answers student questions. It's always a pleasure to see his response on a piazza thread because you know you're in good hands! |
| Very helpful especially on piazza always answering questions with in depth explanations like conceptual ones related to post exams! |
| Isaac was simply the best. |